


Features

- High reliability and low cost
- High shock tolerance
- Miniature high frequency cylinder type crystal
- Tight stability & extended temperature
- Wide frequency range from 3MHz to 50MHz
- Application: *IoT, Consumer Electronics, Computer Peripherals, Visual Applications, etc.*
- RoHS Compliant & Pb Free



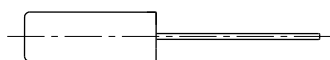
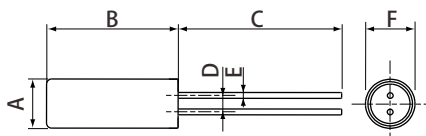
Standard Specifications

Type	6Z Series Cylindric Crystal	
Size	3×9 / 3×10	2×6 / 3×8
Frequency Range	3.579~4.0 MHz	4.0~50 MHz
Frequency Tolerance (at 25°C)	±10~±30ppm, or specify	
Insulation Resistance	500MΩ A TDC200V	
Operating Temperature Range	-20~+70°C, or specify	
Shunt Capacitance (C ₀)	5.0pF Typ.	
Drive Level	10~100 μW	
Load Capacitance	12pF, 16pF, 20pF, or specify	
Aging (at 25°C)	±5ppm /year Max.	
Storage Temperature Range	-40~+85°C	
Packing Unit	1000pcs.	

Equivalent Series Resistance

Fundamental		Fundamental /3rd Overtone	
3.579~4.0MHz	180Ω Max.	7~10.0MHz	80Ω Max. Fund.
4~4.5MHz	150Ω Max.	10~12.0MHz	60Ω Max. Fund.
4.5~5.0MHz	120Ω Max.	12~30.0MHz	40Ω Max. Fund.
5~7.0MHz	100Ω Max.	30~50MHz	80Ω Max. 3rd.

Dimensions [mm]



Size	A	B	C	D	E	F
2×6	∅2.0	6±0.3	7±0.3	0.7±0.2	0.2±0.1	∅2.0±0.1
3×8	∅3.0	8±0.3	10±0.3	1.1±0.2	0.3±0.1	∅3.0±0.1
3×9	∅3.0	9±0.3	10±0.5	1.1±0.2	0.3±0.1	∅3.0±0.1
3×10	∅3.0	10±0.3	9.7±0.5	1.1±0.2	0.3±0.1	∅3.0±0.1

NOTE 1: Use tweezers if leads need to be bent.

NOTE 2: Soldering the cylinder body can deteriorate the crystal characteristics and should be avoided. Use rubber adhesive instead or leave without soldering.